



Insight

On Jobs and Regulation: In Graphs

SAM BATKINS | FEBRUARY 4, 2015

There are two interesting trends in public policy. The unemployment rate is gradually [decreasing](#), below six percent now, but the labor force participation rate is still [historically abysmal](#). Yet, President Obama's continued release of pricey new regulations continues to set [records](#). How can so many "job-killing" rules find their way onto the backs of American businesses while the economy steadily improves?


Some have [claimed](#) that the falling unemployment rate proves that regulations can't affect the economy and that rules don't reduce employment. The reality, as demonstrated by plenty of [economic research](#), is that targeted industries can experience [significant job losses](#), but the national unemployment rate is generally unaffected. Typically, most regulations simply transfer labor from heavily regulated industries to the less regulated. However, as AAF [has found](#), an average industry loses more than 8,100 jobs for every billion dollars in new regulatory costs.

Nowhere is this phenomenon more stark than in fossil-fueled power plants and coal mining. Regulators have added more than [\\$10 billion](#) in burdens on this industry since 2011, with the promise of at least \$10 billion more in the immediate future. Not surprisingly, states and the industries as a whole have suffered tremendously.

Below are a series of graphs illustrating the interplay between billions of dollars in regulatory costs and affected industry employment since 2008 (all data from the [Bureau of Labor Statistics](#)).


Kentucky: 644 Lost Jobs: 37.4% Reduction

image not found or type unknown




West Virginia: 1,316 Lost Jobs: 32.9 % Reduction

image not found or type unknown




Ohio: 1,088 Lost Jobs: 21.8% Reduction

image not found or type unknown




Pennsylvania: 729 Lost Jobs: 16.8% Reduction

image not found or type unknown




COAL MINING

Kentucky: 5,188 Lost Jobs: 30.7% Reduction




Wyoming: 195 Lost Jobs: 2.8% Reduction




BROADER US TRENDS

US Coal Mining: 3,702 Lost Jobs: 4.5% Reduction




US Power Plant Jobs: 39,684 Lost Jobs: 28.8% Reduction

image not found or type unknown



Percentage Changes: Average Reduction: 21.9%

image not found or type unknown



CONCLUSION

Although the headline unemployment number might appear rosy, the effect of regulations is often felt in the

most burdened sectors of the economy. From power plants to mining, regulation can have profound implications for hundreds of thousands of individuals, from Pennsylvania to Wyoming. Much like regulation in general, the pain of losing a job is often unseen in the broader economy, but nevertheless real.