



Infographic

Tracking Tariff Retaliations

JACQUELINE VARAS, TOM LEE | MARCH 24, 2022





TARIFF WATCH

TRACKING TARIFF RETALIATIONS

THREATENED U.S. EXPORTS | **\$73.2 BILLION**

LAST UPDATED: 03/24/22

RETALIATORY TARIFFS AGAINST THE U.S.

	COUNTRY	RATE	VALUE OF AFFECTED U.S. EXPORTS
	China	5-25%	\$70.7 B
	Turkey	4-70%	\$1.0 B
	India	10-50%	\$1.3 B
	Russia	25-40%	\$0.2 B
	TOTAL	4-70%	\$73.2 B

AmericanActionForum.org

AMERICAN ACTION
FORUM

