



Infographic

Policy Implications Of The Gig Economy

JANUARY 10, 2017

The American Action Forum (@AAF) today released an infographic that examines regional, economic, and demographic trends in the gig economy and its workers, and highlights the growth of the industry.

[Click here](#) to read the research.

THE GROWING GIG* ECONOMY

*Gig is defined as independent contractors, consultants, temp agency workers, on-call workers, freelancers and contract company workers**

In **2014**, gig economy workers represented:



20.5%
OF THE WORKFORCE

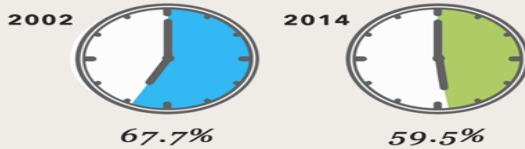
From **2010 to 2014**, the growth in independent contractors alone accounted for:



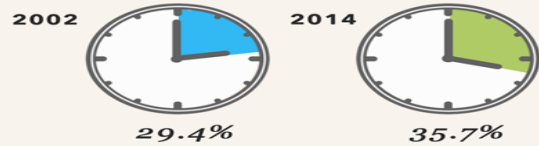
29.2%
OF ALL JOBS ADDED

The gig economy has seen significant changes post recession.

GIG WORKERS WORKING FULL TIME



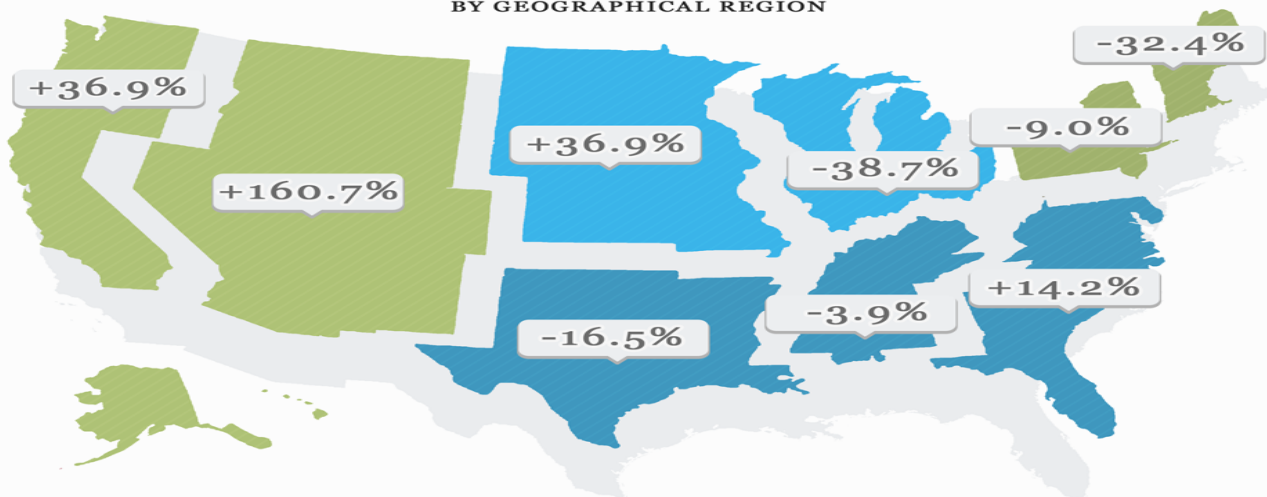
GIG WORKERS WORKING PART TIME



PERCENTAGE OF GIG WORKERS WORKING FROM HOME

	2002		2014
Never	40.8%	<	44.6%
Occasionally	16.2%	<	18.9%
Frequently	43.0%	>	36.5%

GROWTH IN GIG ECONOMY WORKERS SINCE 2002 BY GEOGRAPHICAL REGION



TOTAL GROWTH
15.0%

Gig growth is greater than the total employment increase (2002 - 2014) of:



7.5%

Current data indicates rapid growth in gig economy employment. The role of this economy stands out as an important issue for understanding overall employment patterns.

